

QAS 70 ID T4

Mobile Generator



Standard Scope of Supply

The Atlas Copco **QAS 70 ID T4F** generators are prime power, multi-voltage, sound attenuated, mobile generators. They are powered by an Isuzu Tier 4 Final, liquid-cooled, four-cylinder diesel engine.

The units consist of an alternator, diesel engine, cooling system, electrical distribution and control systems - all enclosed within a sound attenuated enclosure fabricated from powder coated galvanized steel.

A broad range of undercarriage formats and options are available.

Special attention has been given to the overall product quality, user friendliness, ease of serviceability, and economical operation to ensure best in class total cost of ownership.

Available Models

QAS 70 ID

Multiple voltage – 70kVA prime power – Isuzu engine

Standard Features

- Compact, sound attenuated, corrosion resistant enclosure with single point lifting and 110% fluid containment
- Available as a skid mounted unit with forklift pockets, or on a single axle trailer
- Heavy Duty alternator with AREP excitation and marine grade protection
- DeepSea controller
- Single side servicing with long run filters and 500-hour service intervals
- Isuzu 4JJ1X engine with DOC & SCR after-treatment and limited 5-year warranty
- Battery Charger (12V, 6A)
- External Fuel Tank connections (3-way valve) located inside the enclosure
- Emergency Stop
- Remote Start / Stop

Benefits

- Extremely durable and environmentally sensitive, designed to be used for everything from the oil patch to special event power
- Versatility, giving you the flexibility to match your machine to the correct application
- Start-up power for the most demanding sites with 300% over load starting capabilities
- Reliable and intuitive controls for ease of use and diagnostic capabilities
- Reduced total cost of ownership with easy access for mechanics
- Proven engine platform with high reliability, a simple maintenance free Diesel Oxidization Catalyst and Selective Catalytic Reduction after treatment
- On board charger to ensure the battery is always ready for service
- Flexibility to work with an external and larger fuel tank for extended autonomy
- External, recessed emergency stop for increased safety
- Allows connection as a critical back-up unit via a 2-wire dry contact connection in the distribution panel

Technical Data¹

Performance	Units	QAS 70 ID
Rated Prime Power @ 480V 3Ø	kW / kVA	56 / 70
Rated Standby Power @ 480V 3Ø	kW / kVA	60 / 75
3Ø Power Factor		0.8
3Ø Voltage In 480V Switch Position (Series Star w/Neutral)	V	480Y/277
Amp Capacity @ 480V	A	84
3Ø Voltage In 240-208V Switch Position (Parallel Star w/Neutral)	V	240YY/139-208YY
Rated Prime Power @ 240V 3Ø	kW / kVA	55 / 69
Amp Capacity @ 240V	A	166
Rated Prime Power @ 208V 3Ø	kW / kVA	51 / 64
Amp Capacity @ 208V	A	177
Rated Prime Power 1Ø	kW / kVA	31 / 31
1Ø Power Factor		1.0
1Ø Voltage In 120-240V Switch Position (Zig-Zag)	V	240/120
Amp Capacity @ 240V	A	130
Amp Capacity @ 120V	A	130 x2
Alternator (4 Pole, 12 Wire)	Leroy Somer	LSA 42.3 L9
Excitation system		AREP (auxiliary winding)
Digital Automatic Voltage Regulator (+/- 0.25%)	Leroy Somer	D350
Insulation		Class H
Frequency	Hz	60
Main Breaker – Rated Current In	A	200
Power Distribution – Terminal Board		5 Wire (L1, L2, L3, N, Ground)
Terminal Board Connections		Bare Wire Terminals
Maximum Terminal Cable Size		350MCM
Convenience Receptacles ²		2 x NEMA 5-20R GFCI & 2 x 125/250V 50A CS6369

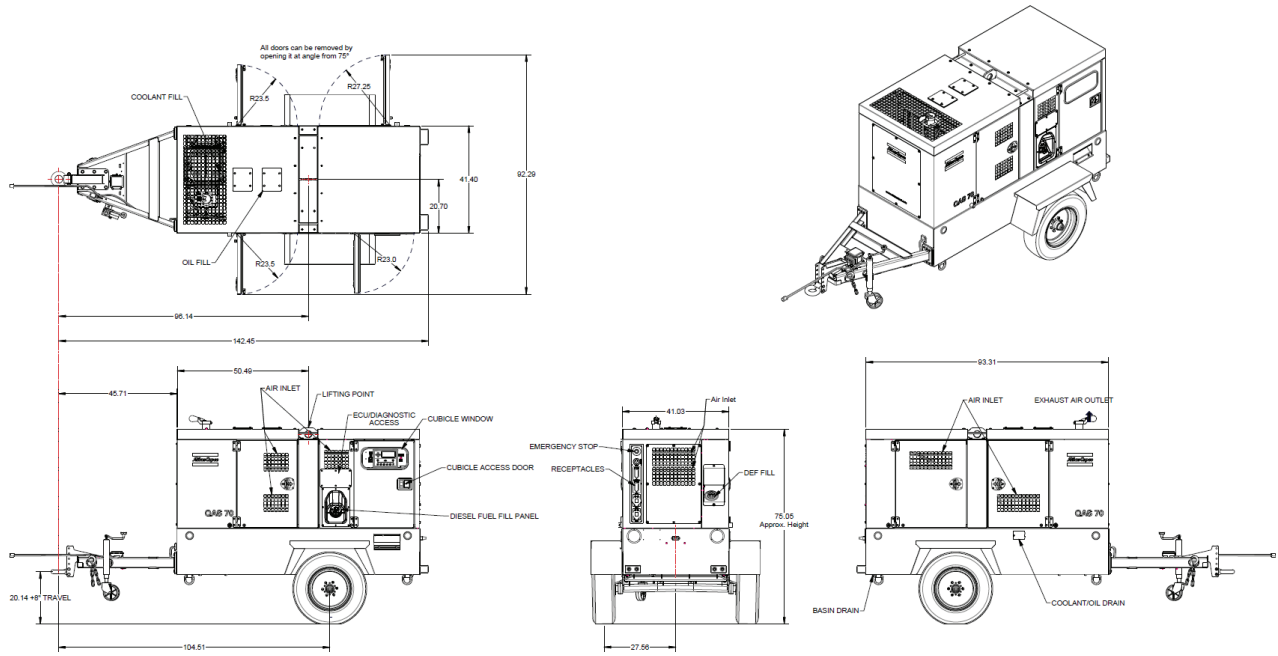
Engine	Units	QAS 70 ID
Model	Isuzu	4JJ1X
US EPA Family		MSZXL03.0RXB
US EPA Tier		Tier 4 Final
Displacement	L	2.99
Cylinders	#	4
Continuous Engine Power Output	HP (kW)	88 (65.5)
Gross Engine Power Output	HP (kW)	95 (71)
Rated Speed	RPM	1800
Engine Control		ECU
Aspiration		Turbocharged w/Intercooler
Engine oil capacity ³	US Gal (L)	3.7 (14)
Engine coolant capacity	US Gal (L)	1.6 (6)
Maximum Ambient Temperature (@ Sea Level) ⁴	°F (°C)	122 (50)
Minimum Starting Temperature (Without coolant heater on)	°F (°C)	14 (-10)
Minimum Starting Temperature (With coolant heater on) ⁵	°F (°C)	-4 (-20)
Electrical System (Negative Ground)	V	12
Engine Alternator Output	A	110
Battery Capacity (Cold Cranking Amps)	A	1100
Sound Pressure Level @ 23'(7 m) @ 75% Load ⁶	dB(A)	67

Fuel and DEF Systems	Units	QAS 70 ID
Fuel Consumption @ 25% load	Gal/hr (L/hr)	1.41 (5.34)
Fuel Consumption @ 50% load	Gal/hr (L/hr)	2.54 (9.61)
Fuel Consumption @ 75% load	Gal/hr (L/hr)	3.95 (14.95)
Fuel Consumption @ 100% load	Gal/hr (L/hr)	3.95 (14.95)
Fuel Type		Ultra-Low Sulfur Diesel ONLY ⁷
Fuel Tank Capacity	Gal (L)	110 (416)
Fuel Autonomy @ 75% load ⁸	Hr	25.1
DEF Tank Capacity	Gal (L)	7.4 (28.0)

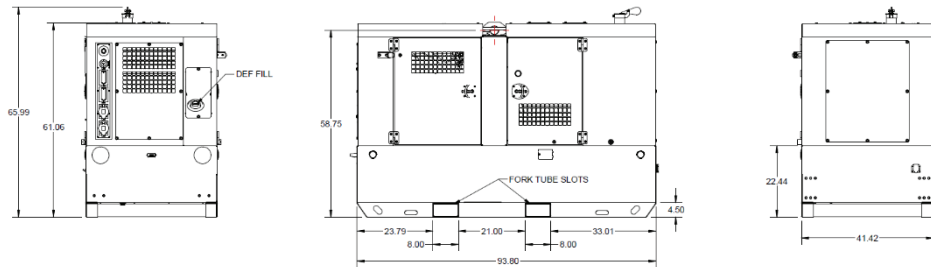
¹ All ratings are at a reference condition of 0' altitude and 20°C (72°F)² Please see receptacle voltage configuration in Power Distribution section on page #5³ Engine oil to meet CJ-4 (low ash oil)⁴ Please see "Derate Table" for altitude and temperature calculations on page #4⁵ Coolant heater comes as standard⁶ Measured in accordance with ISO 2151 under free field conditions @ 7m distance (23ft)⁷ Engine and emissions require the use of Ultra Low Sulfur Diesel in accordance to ASTM-D975 Grade No.1-D S15 & No.2-D S15⁸ Based on 90% volume of fuel tank

Dimensions

Trailer Mounted



SKID Mounted



Weight

	Units	QAS 70 ID
Trailer Mounted – Wet (ready to operate)	Lbs (kg)	4,527 (2,053)
Trailer Mounted – Dry	Lbs (kg)	3,690 (1,674)
Skid Mounted – Wet (ready to operate)	Lbs (kg)	4,047 (1,836)
Skid Mounted – Dry	Lbs (kg)	3,414 (1,549)

Dimensions

Trailer Mounted (L x W x H)	Inches	143 x 66 x 75
Skid Mounted (L x W x H)	Inches	94 x 42 x 66

Principle Data

Alternator

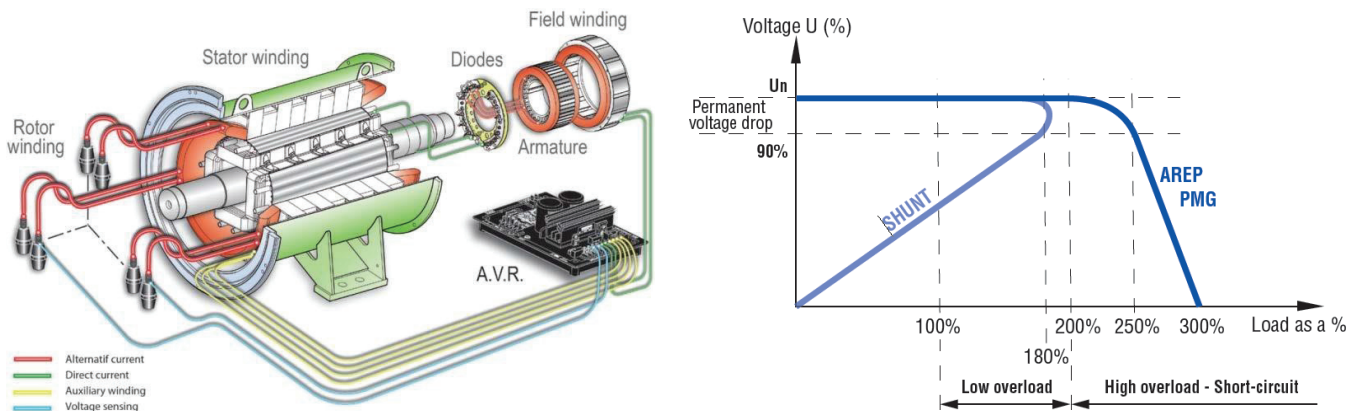
The Leroy Somer LSA alternators are designed for heavy duty continuous applications, with marine winding protection and Leroy Somer's AREP excitation system.

- AREP Excitation for superior motor starting capabilities
- Marine grade (relative humidity >95%) protection
- External multi-voltage selector switch (3 – position)
- 4 pole brushless design with single bearing, Class H insulation and IP23 rating
- Voltage regulation +/- 0.25%
- Full Load acceptance of prime power rating

The AREP system uses 2 independent auxiliary windings located in the main stator to send supply voltage to the AVR:

- The voltage delivered by the first auxiliary winding H1 is proportional to the alternator output voltage (shunt characteristic).
- The voltage delivered by the second auxiliary winding H3 is proportional to the current drawn by the alternator and is a function of the applied load (compound characteristic – booster effect).
- The resulting phase-to-phase voltage supplies power to the AVR.

This power supply to the AVR power circuit is independent of the voltage sensing measured on the alternator output terminals. Therefore, the excitation current delivered by the AVR to the alternator exciter is independent of any voltage distortions (harmonics) due to the load. The AREP system gives the alternator a high overload capacity (load impact or starting electric motors) and a short-circuit capability (300% - 10 s) in order to provide discriminating protection: the alternator with AREP excitation is shorter than the one with PMG excitation. It is particularly suitable for demanding applications.



Performance @ Altitude and High Ambient Conditions

When using at altitude and high ambient conditions the engine and alternator will de-rate as per chart below.



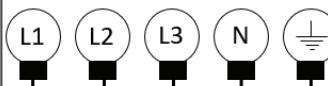


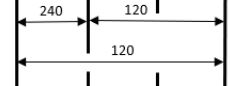


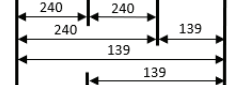


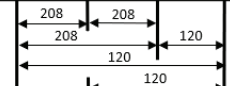


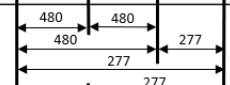
Height m (Feet)	Temperature °C (°F)										
	0 (32)	5 (41)	10 (50)	15 (59)	20 (68)	25 (77)	30 (86)	35 (95)	40 (104)	45 (113)	50 (122)
0	100%	100%	100%	100%	100%	100%	100%	100%	100%	95%	90%
500 (1640)	100%	100%	100%	100%	100%	95%	95%	95%	95%	90%	85%
1000 (3280)	100%	100%	100%	100%	100%	95%	95%	95%	95%	90%	85%
1500 (4921)	100%	100%	100%	95%	95%	95%	95%	95%	90%	85%	80%
2000 (6561)	100%	100%	95%	95%	95%	95%	95%	95%	90%	80%	75%
2500 (8202)	95%	95%	95%	95%	95%	90%	90%	90%	90%	N/A	N/A
3000 (9842)	95%	95%	90%	90%	90%	90%	90%	90%	85%	N/A	N/A
3500 (11,482)	90%	90%	90%	90%	90%	85%	85%	N/A	N/A	N/A	N/A
4000 (13,123)	90%	85%	85%	85%	85%	85%	85%	N/A	N/A	N/A	N/A

Power Distribution

The main power is connected from the alternator through a 3-position voltage selector switch to the main power cubicle. The cubicle incorporates all power distribution, controls, sensing and protection devices.

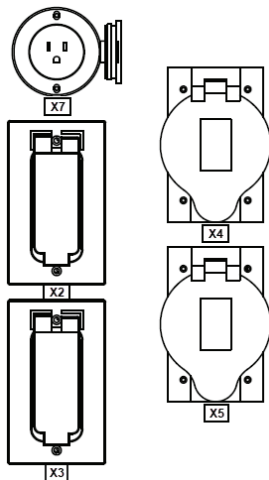
- ✓ 3-position Voltage Selector Switch (VSS)
- ✓ Current transformer x 3 (1 each leg)
- ✓ Single main breaker w/shunt trip
- ✓ Individual breakers for each receptacle
- ✓ Convenience receptacles located on outside of unit for easy access
- ✓ Terminal board for hard wiring
- ✓ Cam-Lock external quick connect (available as option)
- ✓ External emergency stop switch (recessed)
- ✓ Neutral bonded to Ground with a removable bonding link accessible in the control cubicle

Please refer to the chart below for power distribution and voltages. NOTE: All voltages below are subject to change, depending on set point of "Fine Voltage Adjustment" potentiometer and Voltage Selector Switch.

		120V Receptacle NEMA 5-20R	125/250V Receptacle CS6369	Terminal Board
Fine Voltage Adjustment *	Voltage Selector Switch Position			
	 240/120V 1 PH	120V	240/120V	
	 208/240V 3 PH	139V	240/139V	
	 208/240V 3 PH	120V	208/120V	
	 480V 3 PH	139V	240/139V	

*All voltages are adjustable with the "Fine Voltage Adjustment" potentiometer located on the control panel. Therefore, voltage may be different then what is shown in the above table. All voltages should be verified before connection to the unit.

Convenience Receptacles



Receptacle

Type

X2, X3
X4, X5
X7

120V - NEMA 5-20R GFCI (outlets)
125/250V - CS6369 (outlets)
120V - NEMA 5-15P (shore power inlet for coolant heater and battery charger)

Controller

The QAS 70 come equipped with a DeepSea 7310 control module. This is a fully diagnostic ECU controller with large 3" display, that is intuitive and easy to operate with all functions conveniently at your fingertips. The controller also manages the engine ECU operating system, and a number of safety warnings and shutdowns on various parameters (listed below).

The controller is powered by a main On/Off switch located next to unit.

DeepSea 7310 Controller Functionality:

Home Page (displayed while running, scrolling every 3seconds)

- ✓ Generator voltage (ph-ph)

Status Page

- ✓ Generator voltage (ph-N)
- ✓ Generator voltage (ph-ph)
- ✓ Generator frequency
- ✓ Generator kw
- ✓ Generator power factor
- ✓ Generator amperage

Generator Page

- ✓ Generator current (A)
- ✓ Generator earth current
- ✓ Generator load (kw)
- ✓ Generator load (kVA)
- ✓ Generator power factor
- ✓ Generator load (kVAr)
- ✓ Generator load (kWh, kVAh, kVArh)
- ✓ Generator phase sequence
- ✓ Dual mutual status

Event Page

- ✓ Displays the last 250 events

Remote Start/Stop

- ✓ Automatic start/stop via 2 wire dry contact connection

Operational Buttons

- ✓ Start button
- ✓ Stop button
- ✓ Automatic mode (external remote start)
- ✓ Up/Down arrows

Info Page

- ✓ Model number
- ✓ USB identification number
- ✓ Configured engine type
- ✓ Module's date and time
- ✓ Scheduler setting

Engine Page

- ✓ Engine speed
- ✓ Oil pressure
- ✓ Coolant temperature
- ✓ Engine battery volts
- ✓ Run Time
- ✓ Oil Temperature
- ✓ Fuel Temperature
- ✓ Turbo Pressure
- ✓ Fuel Pressure
- ✓ Fuel Consumption
- ✓ Fuel Used
- ✓ Fuel Level
- ✓ Auxiliary Sensors
- ✓ Engine Maintenance Due
- ✓ Engine ECU Link

Engine DTC Page

- ✓ This page contains any active Diagnostic Trouble Codes that the engine ECU is currently generating. These alarms are conditions detected by the engine ECU and displayed on the DSE controller.



Engine

Isuzu 4JJ1X

Isuzu 4JJ1X Tier 4 Final, turbo-charged, intercooled, four-cylinder, liquid-cooled diesel engine provides ample power to operate the generator continuously at full-load.

Meets all US EPA, CARB and Environment Canada exhaust legislations with Tier 4 Final compliance. The engine utilizes a Selective Catalytic Reduction (SCR), DOC (Diesel Oxidation Catalysts) and Diesel Exhaust Fluid (DEF) to meet final Tier 4 emissions. All functionality of the engine is controlled automatically on the Deep Sea 7310 controller.

The engine has the capability to start the generator at 14°F (-10°C) with standard glow-plug aid. A 600W, 120V coolant heater comes as standard.

The 110-gal (416L) fuel tank is sufficiently sized to operate the unit at full-load condition for long run times

The engine operates on a 12V negative ground electrical system with a 110A charging alternator. The cooling system is suitably designed for continuous operation in ambient conditions up to 122°F (50°C), with canopy door closed.

Fuel System

A large 110-gal (416L) polyethylene (PE) fuel tank provides safe diesel storage while eliminating tank corrosion contaminants from being introduced to your fuel system. With integrated fuel water separator and filter, the system is designed to help maintain clean and trouble-free diesel supply to the engine for reliable trouble-free operation.

- ✓ Pad-lockable diesel fill cap
- ✓ Fuel / Water separator
- ✓ Inline priming pump (w/filter)
- ✓ Fuel pre-filter
- ✓ Fuel supply pump (w/strainer)
- ✓ Fuel level sensor
- ✓ Low fuel shut down feature (programmable level)

Scheduled maintenance

Standard equipped with filters sized and designed to allow 500-hour service intervals under normal operating conditions.

Extended time between services reduces down time and total cost of ownership of the unit over its lifetime.

500 Hour Service Interval:

- ✓ Air filter
- ✓ Oil filter
- ✓ Fuel filter
- ✓ Fuel / water separator

1000 Hour Service Interval:

- ✓ Air filter
- ✓ Oil filter
- ✓ Fuel filter
- ✓ Fuel / water separator
- ✓ V-Belt

NOTE: Site specific operating conditions such as; poor fuel quality and low load profile may require more frequent service intervals.

Enclosure & Frame

The generator enclosure is designed for extreme applications to provide superior performance and reliability.

The enclosure is fabricated from zinc rich primer steel which is powder coated for corrosion resistance. The enclosure and frame are fully sealed from the radiator to the back of the unit, providing a true 110% containment of all fluids.

- ✓ 16 Ga carbon steel, zinc rich primed, powder coated enclosure, 6000-hour salt spray tested
- ✓ Heavy duty, 3/16" thick structural steel base frame
- ✓ 110% fluid containment
- ✓ Larger 110-gallon, polyethylene fuel tank
- ✓ Convenient 2" NPT drain at rear of machine to clean out the containment frame
- ✓ Superior level of rain ingress protection and design features
- ✓ Pad-lockable doors, fuel and DEF caps
- ✓ Engine fluid plumbed to exterior of frame for ease of service
- ✓ Central lifting point
- ✓ Sound dampening material and design to allow quiet operation at 67 dB(A)

Undercarriage

The QAS 70 is available with two undercarriage alternatives, providing utmost flexibility in installation, site handling or towing. Both the skid frame and the trailer mount the same way and can be interchanged for versatility.

Trailer:

- ✓ Single axle
- ✓ Available with hydraulic (option) or electric brakes (standard)
- ✓ DOT/Federal MVSS 49CFR571 approved light package and 7 flat blade RV style plug
- ✓ Adjustable height pintle hitch (3" lunette)
- ✓ 15" Rims w/ ST205/75D15 Tires for trailer use
- ✓ Heavy Duty torsion axle rated at 5,000lbs w/ brakes
- ✓ GR40 5/16" Safety chains with 3/8" clevis slip hook and safety chain
- ✓ Screw jack leveling, with poly wheel, 750 lbs vertical lift capacity
- ✓ Single point lifting structure
- ✓ D-Ring Tie down points x4

Skid Mounted:

- ✓ Sub-frame skid with integrated forklift pockets
- ✓ Heavy duty design for use in extreme conditions
- ✓ Frame is 1/4" wider than machine to reduce damage from forklifts
- ✓ Built-in locations for straps or chains to secure the unit for transport
- ✓ Single point lifting structure

Factory Options Available

- Hydraulic brakes
- 2" or 2 5/16" ball hitches (shipped loose)
- Trailer stabilizer jacks
- Trailer mounted tool box
- Spare Tire & mount
- Skid mount
- Cold weather kit (0W40 synthetic engine oil)
- Wet Stack Preventer
- Fleetlink (Telematics system)
- Battery charger (12V, 6A) – standard on SV* and RS** models
- External Fuel Tank connection (3-way valve) – standard on SV* and RS** models
- Solar charger (7W panel) – standard on RS** models
- Camlock quick connections (5 x 400A) – standard on RS** models

*SV = Stock Version

**RS = Rental Spec

Manufacturing & Environmental Standards

The **QAS 70 ID T4F** is manufactured following stringent ISO 9001 Quality Management requirements, and by a fully implemented Environmental Management & Occupational Health and Safety Systems fulfilling ISO 14001 & ISO 45001 requirements.



Attention has been given to ensure minimum negative impact to the environment.

The **QAS 70 ID T4F** meets all current US EPA, CARB and Environment Canada exhaust and noise emission directives.



Supplied Documentation

The unit is delivered with documentation regarding:

- Hard copies of the Atlas Copco Operators Safety and Instruction Manual, Atlas Copco Parts Book, Isuzu Engine Manual and Parts book, in English as well as electronic copies available on request.
- Warranty Registration card for engine and Atlas Copco Generators (Units must be registered upon receipt).

Warranty Coverage

Atlas Copco Generator: Warrantied to be free from defects with regard to material and workmanship for the period of eighteen (18) months from date of shipment from the factory, or twelve (12) months from date of initial startup, whichever occurs first, without limitation of running hours.

Isuzu Engine: Warranty from Isuzu Motors America Inc. Unit must be registered directly with Isuzu Motors America upon receipt to be eligible for warranty. Failure to register warranty upon initial startup may cause warranty claim delays or rejection of claim by Isuzu.

- One (1) years / unlimited hours or up to three (3) years / 3,000 hours of operation (whichever occurs first)*
- Major Component Limited Warranty (MCW) for five (5) years / 5,000 hours (whichever occurs first)**

*Whichever occurs first. In the absence of a functional hour meter, the engine will be deemed to be in use for eight (8) hours per calendar day commencing from the start of the warranty period.

** Major Component Limited Warranty (MCW) covers the following components only: cylinder block, cylinder head, crankshaft (excluding bearings), camshaft, connecting rods (excluding bushings), flywheel and flywheel housing.

Leroy Somer Alternator: Warrantied to be free from defects with regard to material and workmanship for the period of twenty-seven (27) months from date of shipment from the factory, or twenty four (24) months from date of initial startup or 10,000 hours, whichever occurs first.

Extended Warranty Programs: Programs are available; please contact your local sales representative for more info.