

PAC F1212 JD-S 156HP FT4

Diesel - Qmax 7,210 USgpm - Hmax 153 ft



Indicative picture of the product

PAC Flow series

The pump system consists of a centrifugal pump and a separator, which enables air to be separated from the liquid and be sucked by a vacuum pump - making automatic priming possible. Even with suction heights of several feet the machine evacuates the air quickly from the suction pipe and starts to pump. Additionally, thanks to the enclosed impeller, the PAC range is also suitable for pumping liquids with solids in suspension with best possible efficiency.

Applications

The PAC F1212 Atlas Copco pump is designed to withstand toughest applications and delivers best in class pumping efficiency. One of the most common area of utilization is the municipal segment where reliability, efficiency and versatility is the key to provide a customized solution. Other suitable applications within Construction and General dewatering, Oil & Gas as well as General Industry are ideal for the PAC F1212 pump. Atlas Copco pumps are packed with features that not only meet, but exceed the needs of our customers.

Benefits

Efficiency

The 17" impeller with 74% efficiency at B.E.P. provides best pumping result with minimal efforts

Solids handling

Closed impeller type with solids handling capability of 3.5" for trouble free operation

Foot print

Best in class foot print of 149" x 49" (less check valve)

Serviceability

Large door panels for fast service

Polyethylene Fuel tank

Corrosion-free PE tank provides longer lifetime and avoids tank cleaning due to oxidation

PAC F1212 JD-S 156HP FT4

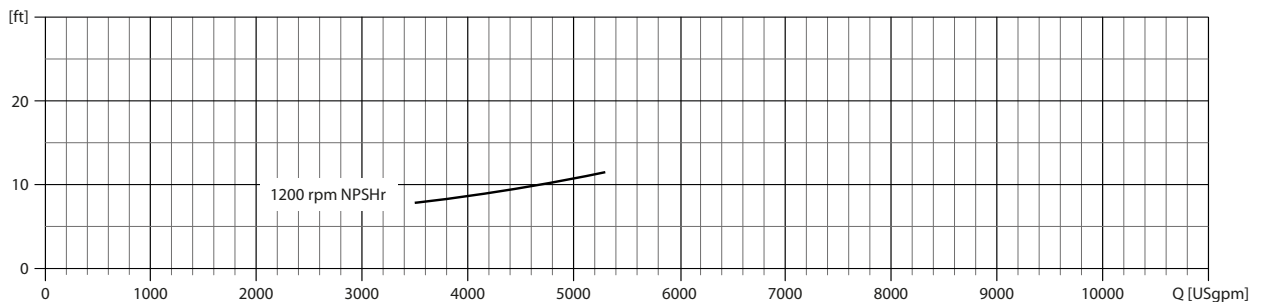
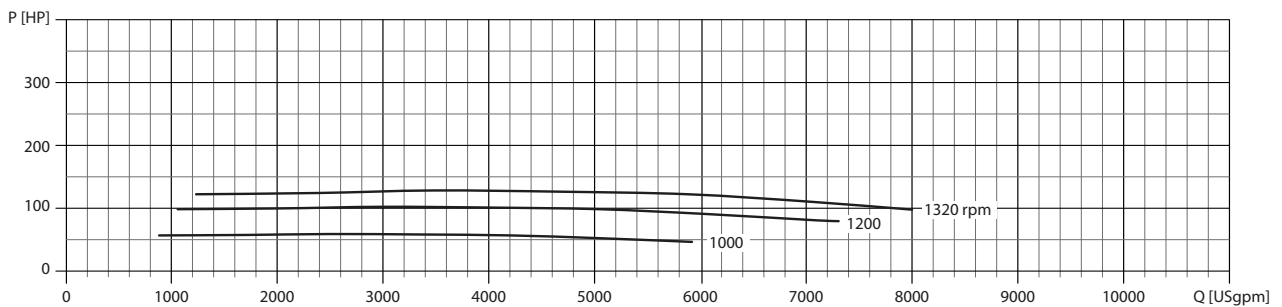
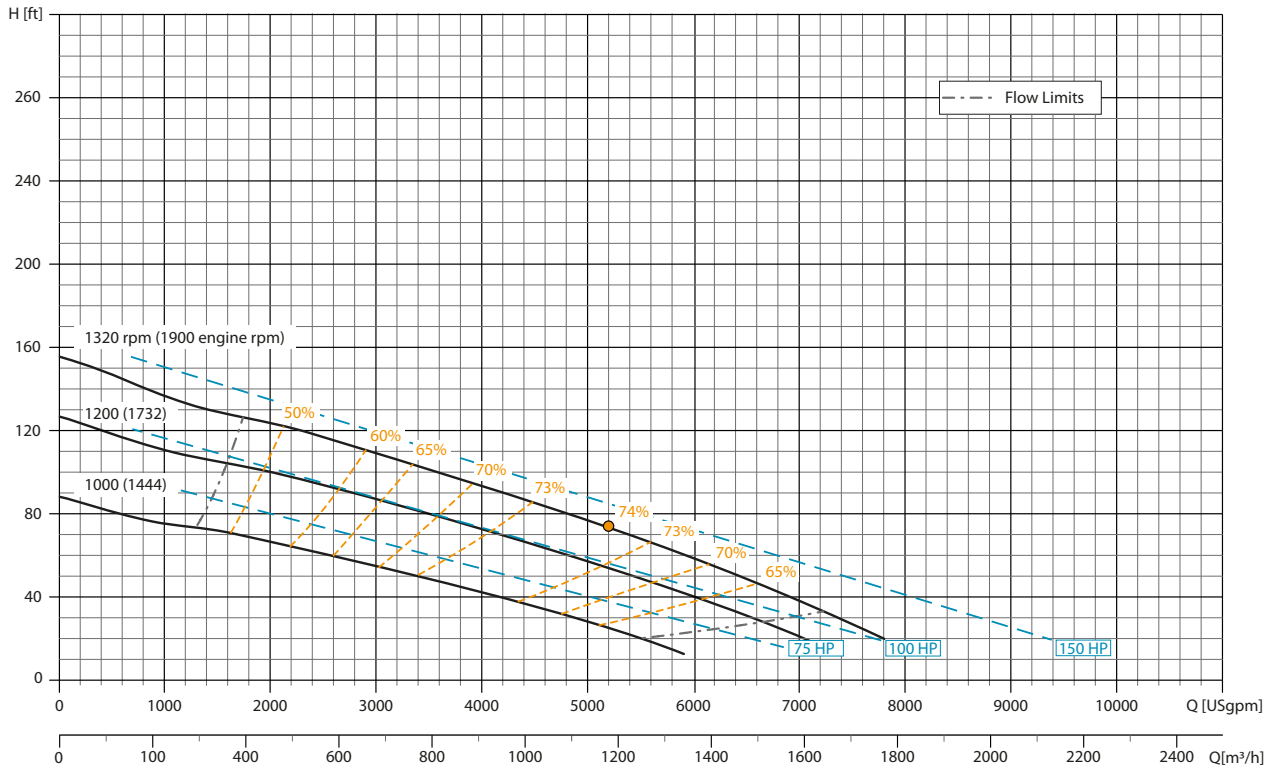
Performance curves

Test according to UNI EN ISO 9906 standard - level 2

Losses from priming system and check valve not included

Test liquid: clean water, density 62.43 lb/ft³ (8.345 lb/gal)

Speed	Impeller Dia.	Style	Solids Dia.	Ns	Suction	Discharge	No. Vanes
Various	17" / 440 mm	Enclosed	3.5" / 89 mm	1320 rpm	12" / 300 mm	12" / 300 mm	2



PAC F1212 JD-S 156HP FT4

Technical data

Pump

Model	PAC F1212
Qmax	7,210 USgpm
Hmax	153 ft
Q max eff.	5,200 USgpm
Eff. max	74 %
Suction port	12" Flange - ANSI class 150
Delivery port	12" Flange - ANSI class 150
Impeller type	Enclosed, 2 vane
Impeller diameter	17"
Solids handling	3.5"
Material	
Casing	ASTM A536 ductile iron
Impeller	ASTM A743 CA6NM
Wear ring	ASTM A48 Class 20 cast iron
Shaft	AISI 630 stainless steel
Mechanical Seal faces	Silicon carbide Vs Silicon carbide
Elastomers	VITON
Check Valve	ASTM A536 ductile iron + NBR rubber flap
Separator	Fabricated steel

Priming system

Vacuum pump	
Vacuum pump type	Diaphragm
Nominal air capacity	50.0 cfm
Max vacuum	- 26.6 inHg
Drives	Link belt

Gearbox

Make	PEM
Model	SR-185
Ratio	1.44 : 1

Engine

Make	John Deere
Model	4045HFC06
Type	Diesel turbo common rail
Displacement	275 in ³
No. cylinders	4
Cooling	Liquid with radiator
Rpm type	Variable
Max operating speed	1,900 rpm
US emissions	EPA Tier 4F
Starting	Electric
Engine system voltage	12 V
Engine Power rating	156 HP

Control panel

Model	PW 750
	Manual operation
	Automatic operation: start-stop with transducers or floats
	FleetLink Optional

Arrangement

Technical data	
Material	ASTM A36 steel
Coatings	Epoxy powder, average thickness of 3 MIL
Features	Lifting beam. Fork lift pockets. Lockable doors. Soundproof canopy
Battery	Acid charge Pb-Ca maintenance free, 12 V - 1150 CCA
Fuel tank capacity	200 USG
Fuel consumption	7.8 US Gal/hr @1900rpm @70% eff.
Dry weight	8460 lbs
Wet weight	9975 lbs

Dimensional drawing

[in]

