

# PAC F88 PD-S 120HP FT4

Diesel - Qmax 3,950 USgpm - Hmax 200 ft



Indicative picture of the product

## PAC Flow series

The pump system consists of a centrifugal pump and a separator, which enables air to be separated from the liquid and be sucked by a vacuum pump - making automatic priming possible. Even with suction heights of several feet the machine rapidly evacuates the air from the suction pipe and starts to pump. The PAC range is also suitable for pumping liquids with solids in suspension with best possible efficiency.

## Applications

The PAC F88 Atlas Copco pump is designed to withstand toughest applications and delivers best in class pumping efficiency. One of the most common area of utilization is the mining and Oil & Gas segment where reliability, efficiency and versatility is the key to provide a customized solution. Other suitable applications within Construction and General dewatering, Municipal as well as General Industry are ideal for the PAC F88 pump. Atlas Copco pumps are packed with features that not only meet, but exceed the needs of our customers.

## Benefits

### Efficiency

The 12" impeller with 82% efficiency at B.E.P. provides best pumping result with minimal efforts

### Solids handling

Closed impeller type with solids handling capability of 3" for trouble free operation

### Easy maintenance

Hinged cover for direct access to the impeller and pump volute

### Polyethylene Fuel tank

Corrosion-free PE tank provides longer lifetime and avoids tank cleaning due to oxidation

# PAC F88 PD-S 120HP FT4

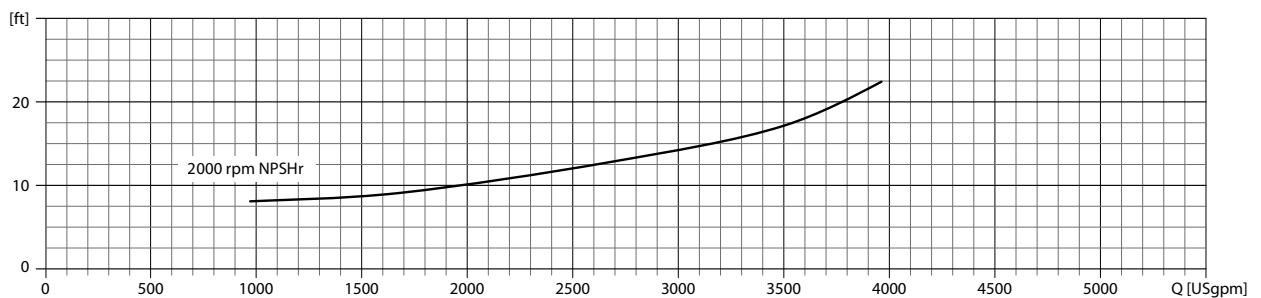
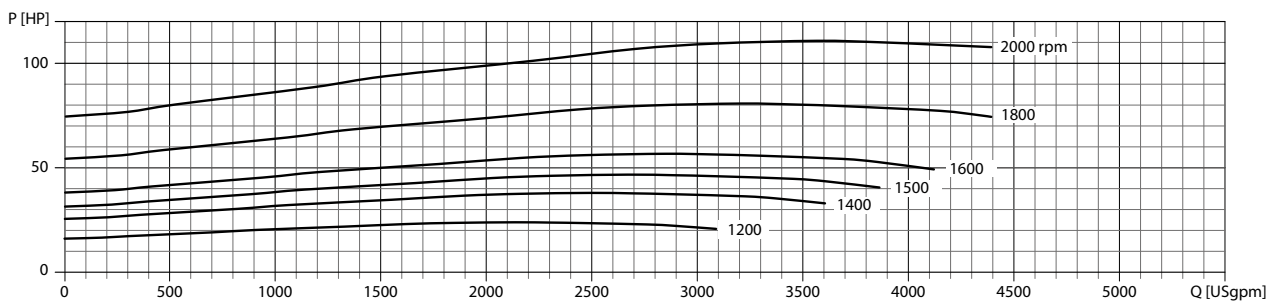
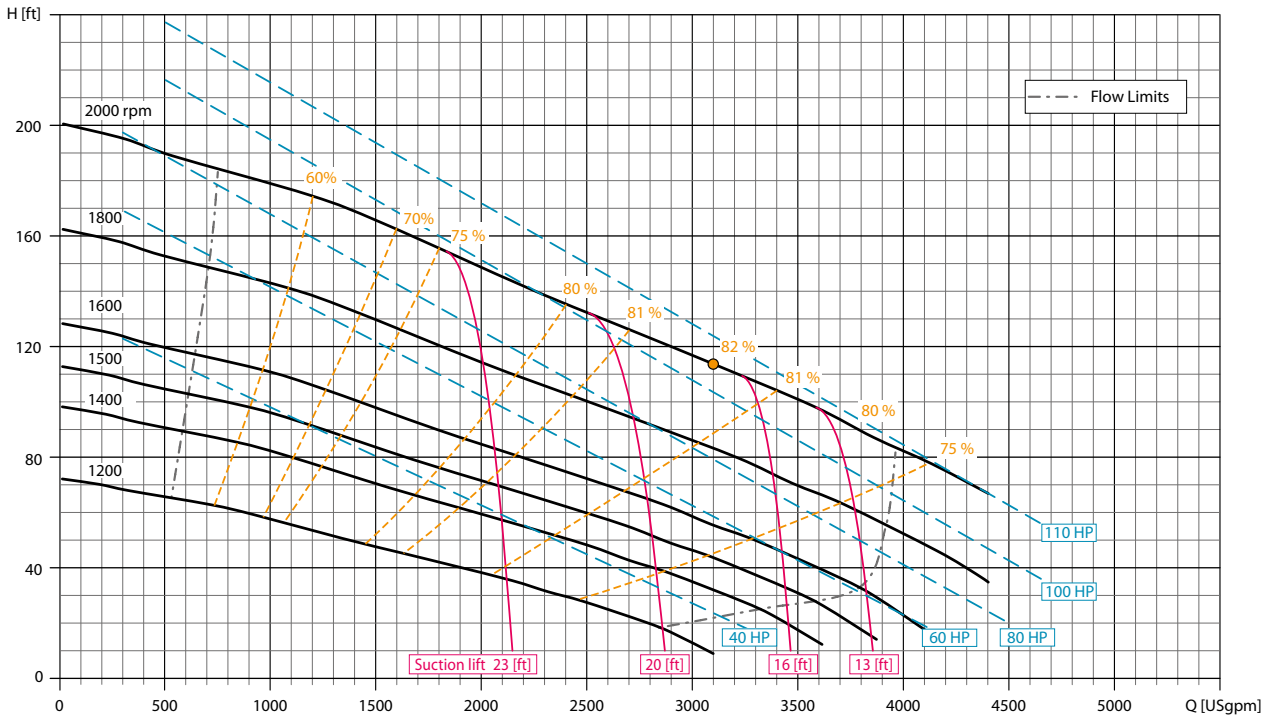
## Performance curves

Test according to UNI EN ISO 9906 standard - level 2B

Test liquid: clean water, density 62.43 lb/ft<sup>3</sup> (8.345 lb/gal)

Losses from priming system and check valve not included

Speed	Impeller Dia.	Style	Solids Dia.	Ns	Suction	Discharge	No. Vanes
Various	12" / 315 mm	Closed	3" / 76 mm	2000 rpm	8" / 200 mm	8" / 200 mm	2



# PAC F88 PD-S 120HP FT4

## Technical data

### Pump

Model	PAC F88
Qmax	3,950 USgpm
Hmax	200 ft
Q max eff.	3,100 USgpm
Eff. max	82 %
Suction port	8" Flange - ANSI class 150
Delivery port	8" Flange - ANSI class 150
Impeller type	Closed, 2 vane
Impeller diameter	12"
Solids handling	3"
Material	
Casing	ASTM A536 ductile iron
Impeller	ASTM A536 ductile iron
Wear ring	ASTM A48 Class 20 grey iron
Wear plate	ASTM A48 Class 20 grey iron
Shaft	AISI 630 stainless steel
Mechanical Seal faces	Silicon carbide / Silicon carbide / VITON
Elastomers	NBR + VITON
Lubrication	Grease (bearings)
Check Valve	ASTM A536 ductile iron + NBR rubber flap
Separator	Aluminium alloy

### Priming system

Vacuum pump	
Vacuum pump type	Diaphragm
Nominal air capacity	50 cfm
Max vacuum	- 26.6 inHg
Drives	Link belt

### Engine

Make	Perkins
Model	904J-E36TA
Type	Diesel turbo common rail
Displacement	221 in <sup>3</sup>
No. cylinders	4
Cooling	Liquid with radiator
Rpm type	Variable
Max operating speed	2000 rpm
US emissions	EPA Tier 4F
Starting	Electric
Engine system voltage	12 V
Engine power rating	120 HP

### Control panel

Model	PW 750
	Manual operation
	Automatic operation: start-stop with transducers or floats
	FleetLink Optional

### Arrangement

Technical data	
Material	ASTM A36 steel
Coatings	Epoxy powder, average thickness of 3 MIL
Features	Lifting beam. Fork lift pockets. Pump access through hinged door. PE fuel tank.
Battery	Acid charge Pb-Ca maintenance free, 12V - 1100 CCA
Fuel tank capacity	90 USG
Fuel consumption	5.2 US Gal/hr @2000 rpm @BEP
Dry weight	4,950 lbs
Wet weight	5,580 lbs

## Dimensional drawing

[in]

