

Atlas Copco



All the power you need

QAS generators

QAS generators

The QAS generator range was designed specifically for the needs of the US market. The range has been completely overhauled and incorporates ten models covering power rating from 25 to 700 kVA. All QAS generators include the latest Tier 4 Final engine and have a footprint that is up to 20 per cent smaller than the previous generation. The starting mechanism ensures that stable power is achieved in less than six seconds.



The range is all about the user experience and maintaining the value of your asset. It's packed with features that make operating, transporting and maintenance as easy as possible.

What is more, up to 32 units of the QAS 700 can be linked together in paralleling for specialized applications, providing up to 20MVA of stable and reliable power.

 **SERVICE**
<2 Hrs
EVERY 500H

DOUBLE RUNTIME
 **UP TO 40^H**
FUEL TANK

20% LESS
FOOTPRINT 

 **STABLE**
POWER 
<6 SECONDS

2 CLICKS
TO POWER 

ALL 
ENGINES TIER 4F

UP TO 20^{MVA}  **STABLE**
POWER 

DUAL STAGE
FILTERING 

CORROSION
RESISTANT CANOPY
(1000 HOUR SALT TEST) 

Data may change depending on models.

Make the Perfect Power

When you need power, maybe a single generator is not always the most efficient solution. Does the application load vary? Do you need prime power for long term projects on a remote site? Do you need a semi-permanent installation that can be upgraded or downgraded?

A Modular Power Plant (or paralleling multiple generators) is the efficient solution if you answered yes to any of the above questions. Simply, this is a configuration of generators working together.

We have developed a unique Power Management System (PMS). The PMS system enables the optimization of fuel consumption and expands the generator's lifetime. PMS manages the quantity of generators running in parallel with load demand, starting and stopping units in line with increases or decreases in load. In this way, the load on each generator remains at a level which optimizes fuel consumption. It also eliminates the need for generators to run with low load levels, which can cause engine damage and shorten the life expectancy of the equipment.

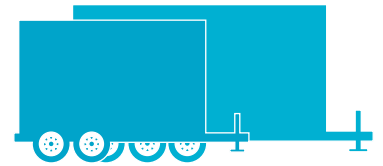


Make the Perfect Power

When QAS generators work in parallel, you get the power you need – when you need it!

QAS 250 to QAS 700 New


Specialized power



EASY ACCESS AND SERVICE

- Its large doors guarantee an easy service and access to all components

The Camlock Connection Switch has been designed to ensure a safe way of transferring power. The Multi voltage switch helps to guarantee less than 6 seconds for stable power



• Camlock panel: 4 rows of 400 Amps

• Ergonomic and easy access terminal board

• Receptacles with protection



REAR CUBICLE ACCESS

- “Plug and play” connectivity principle that is designed to provide a safe, fast and flexible energy supply with the minimum of operator hassle



DESIGNED TO BE MOVED AROUND

- The single lifting eye is one of the key features on the QAS 700
- Easy to move around thanks to its triple axle trailer

ALL UNDER CONTROL

- Clear window in door for at a glance viewing of controller and system
- User friendly and easy paralleling thanks to the Qc4004 controller that allows an easy connection, configuration and performance!
- Unique TDU touch screen*

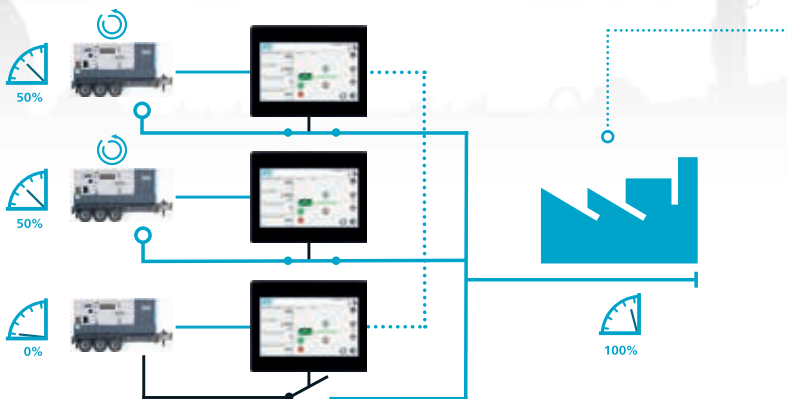


MAIN APPLICATIONS



MULTIVOLTAGE SWITCH

- You can modify the voltage output you need in few seconds
- Voltage of 480V, 208/240V, 240/120V (3-Phase and Single-Phase). Also 400V at 50Hz available in some models



available on QAS 95-700 only

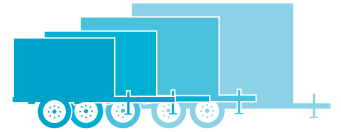
POWER MANAGEMENT SYSTEM

- Increase the efficiency of a power plant by starting/stopping the generators automatically based on load demand, reducing fuel consumption, utilization of machines, noise level and increasing engine lifetime. Up to 32 QAS 700 can be linked together to provide up to 20 MVA of stable power.

*option

QAS 25 to QAS 200

General rental



INTEGRATED DOOR SEALING SYSTEM

- Every QAS has a unique foam and seal layering system inside the doors. This ensures water-tightness and improved sound attenuation.

ENVIRONMENTAL FRIENDLY

- Spillage free frame is standard across the range.

SAFE AND EASY MOVEMENT

- QAS generators pack an impressive amount of power into a compact yet heavy duty, weather proof, sound attenuated enclosure. Available in either a skid mount or trailer mounted configuration, it is adaptable to whatever your job site demands.



DIRT AND DUST. NO PROBLEM!

- All QAS generators have dual stage filtration with a safety cartridge and dual stage air cleaning. This centrifugal dust separation system and heavy duty filtration system prolongs the life of your generator.



ANTI-RUST CANOPY

- The QAS canopy has a unique 'no weld' corner design. Eliminating a traditional 'rusting' spot. Every unit undergoes a salt-wash test ensuring the canopy stays tough, even in the harshest conditions.

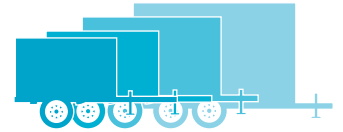
INDUSTRY- LEADING COMPACTNESS

- With our integrated trailers, it's not just about ease of movement – we also reduce the footprint by up to 20%.

UP TO **20%**
MORE COMPACT
THAN OTHER UNITS



QAS 25 to QAS 200 General rental



PUTTING YOU IN CONTROL

- We believe a controller should be intuitive and simple, but still put you in complete control. Our controller features the latest technology featuring advanced warning and alert parameters.



- When you need power, maybe a single generator is not always the most efficient solution. We had developed a unique Power Management System (PMS). The PMS system enables the optimisation of fuel consumption and expands the generator's lifetime. PMS manages the quantity of generators running in parallel with load demand, starting and stopping units in line with increases or decreases in load.



SIMPLE SERVICE

- Our standardized modular cubicle aids simple service and ensures simplicity when it comes to wiring and even paralleling. What's more, all QAS generators feature an external emergency stop button as standard - no need to open any doors to access!

ERGONOMIC SOCKET CONNECTIONS

- This may sound like a basic feature but are you tired of having to bend down to connect the sockets? Take away the pain with the QAS range and it's easy access sockets.



EASY-FILL SYSTEM

- The QAS generator has an external simple-fill mechanism for both fuel and DEF. This one click mechanism makes refueling a breeze.









QAS range

Technical data

QAS 25 ID	QAS 45 ID	QAS 70 ID	QAS 95 JD	QAS 125 JD
-----------	-----------	-----------	-----------	------------



Performance		25 kVA	45 kVA	70 kVA	95 kVA	125 kVA
Frequency	Hz	60	60	60	60	60
Rated prime power 3ø	kW/kVA	20 / 25	36 / 45	56 / 70	76 / 95	100 / 125
Rated standby power 3ø	kW/kVA	22 / 28	40 / 50	60 / 75	83 / 104	110 / 138
3ø Power factor		0.8	0.8	0.8	0.8	0.8
3ø Voltage in 480V switch position (Y+N)	V	480Y / 277	480Y / 277	480Y / 277	480Y / 277	480Y / 277
Amp Capacity @480V	A	30	54	84.2	114	150
3ø Voltage in 240-208V switch position (YY+N)	V	240YY / 139 208YY / 120	240YY / 139 208YY / 120	240YY / 139 208YY / 120	240YY / 139 208YY / 120	240YY / 139-208YY
Amp Capacity @240V	A	60	108	166	229	300
Amp Capacity @208V	A	63	125	177	242	300
3Ø Voltage in 400V 50 Hz switch position (Y+N)	V	N/A	N/A	N/A	N/A	N/A
Amp Capacity @400V 50 Hz	A	N/A	N/A	N/A	N/A	N/A
Rated prime power 1ø	kW/kVA	13 / 13	22 / 22	31 / 31	52 / 52	65 / 65
1ø Power factor		1.0	1.0	1.0	1.0	1.0
1ø Voltage in 120-240V switch position (Zig-Zag)	V	240 / 120	240 / 120	240 / 120	240 / 120	240 / 120
Amp Capacity @240V	A	54	90	130	217	271
Amp Capacity @120V	A	54 x2	90 x2	130 x2	217 x2	271 x2
Main breaker - Rated Current	A	63	125	200	400	400
Power distribution - Terminal board		5 Wire (L1, L2, L3, N, Ground)				
Terminal board connections		Bare wire Terminals				
Maximum terminal cable size		350 MCM				
Convenience receptacles		2 x NEMA 5-20R & 2 x 125/250V 50A CS6369			2 x NEMA 5-20R & 3 x 125/250V 50A CS6369	
Max. sound pressure level (LPA) @23' @75% Load	dB(A)	67	67	67	73	73
Fuel consumption						
Fuel tank capacity	gal (l)	75 (284)	75 (284)	110 (416)	166 (628)	166 (628)
Fuel consumption at full load (PRP)	gal/h (l/h)	1.63 (6.2)	2.76 (10.4)	3.95 (15.0)	5.36 (20.3)	7.06 (26.7)
Fuel autonomy at 75% load and 90% of fuel capacity	h	48.2	31.4	25.1	35.3	26.4
Alternator		Leroy Somer	Leroy Somer	Leroy Somer	Leroy Somer	Leroy Somer
Model		LSA 40 M5	LSA 42.3 S5	LSA 42.3 L9	LSA 44.3 S3	LSA 44.3 S5
Excitation system		AREP	AREP	AREP	AREP	AREP
Automatic voltage regulator (+/-0.25%)		D350	D350	D350	D350	D350
Insulation		Class H	Class H	Class H	Class H	Class H
Engine		Isuzu	Isuzu	Isuzu	John Deere	John Deere
Model		4LE2T	4LE2X	4JJ1X	4045 HFG04	4045 HFG06
US EPA Family		MSZXL02.2ZTB	MSZXL02.2PXB	MSZXL03.0RXB	MJDXL04.5315	MJDXL0.4.5311
US EPA Tier		Tier 4 Final	Tier 4 Final	Tier 4 Final	Tier 4 Final	Tier 4 Final
Displacement	L	2.2	2.2	2.99	4.5	4.5
Cylinders		4	4	4	4	4
Continuous engine output	HP (kW)	31.5 (23.5)	59 (44)	88 (65.5)	122 (91)	157 (117)
Gross engine power output	HP (kW)	40 (30)	66 (49)	95 (71)	133 (99)	172 (128)
Speed	RPM	1800	1800	1800	1800	1800
Engine control		ECU	ECU	ECU	ECU	ECU
Aspiration		Turbocharged	Turbocharged	Turbo w/Intercooler	Turbo w/Intercooler	Turbo w/Intercooler
Engine oil capacity	US Gal (L)	1.9 (7.2)	1.9 (7.2)	3.7 (14)	5.4 (20.5)	5.4 (20.5)
Engine coolant capacity	US Gal (L)	3 (11.4)	2.11 (8)	1.6 (6)	2.25 (8.5)	2.25 (8.5)
Max. ambient temperature (@Sea Level)	°F (°C)	122 (50)	122 (50)	122 (50)	122 (50)	122 (50)
Min. starting temperature (w/o Cold weather options)	°F (°C)	14 (-10)	14 (-10)	14 (-10)	14 (-10)	14 (-10)
Minimum starting temperature (w/ Cold weather options)	°F (°C)	-	-	-4 (-20)	-13 (-25)	-13 (-25)
Electrical system (Negative ground)	V	12	12	12	12	12
Engine alternator output	A	50	50	110	90	90
Battery Capacity (Cold Cranking Amps)	A	685	685	1100	1100	1100
Dimensions and weight						
Dimensions skid / w/Trailer (L x W x H)	in	75 x 34 x 55 / 129 x 54 x 66	75 x 34 x 55 / 129 x 54 x 66	94 x 42 x 61 / 143 x 66 x 75	108 x 43 x 76 / 160 x 67 x 88	108 x 43 x 76 / 160 x 67 x 88
Weight - Skid wet / w/Trailer wet	lbs	2280 / 2565	2500 / 2785	4047 / 4527	5442 / 6342	5585 / 6485

QAS 150 JD	QAS 200 JD	QAS 250 JD	QAS 330 JD	QAS 410 SD	QAS 700 VD
					
150 kVA	200 kVA	250 kVA	330 kVA	410 kVA	700 kVA
50 60	50 60	50 60	50 60	50 60	50 60
120 / 150	160 / 200	200 / 250	264 / 330	328 / 410	560 / 700
132 / 165	176 / 220	220 / 275	290 / 363	364 / 455	616 / 770
0.8	0.8	0.8	0.8	0.8	0.8
480Y / 277	480Y / 277	480Y / 277	480Y / 277	480Y / 277	480Y / 277
180	241	301	397	497	842
240YY / 139 208YY / 120	240YY / 139 208YY / 120	240YY / 139 208YY / 120	240YY / 139 208YY / 120	240YY / 139 208YY / 120	240YY / 139 208YY / 120
361	481	600	794	992	1520
375	492	600	800	1030	1521
400Y / 231	400Y / 231	400Y / 231	400Y / 231	400Y / 231	400Y / 231
180	237	325	404	527	805
76 / 76	102 / 102	144 / 144	192 / 192	231 / 231	260 / 260
1.0	1.0	1.0	1.0	1.0	1.0
240 / 120	240 / 120	240 / 120	240 / 120	240 / 120	240 / 120
316	425	600	800	963	1083
316 x2	425 x2	600 x2	800 x2	963 x2	1083 x2
400	600	800	1000	1000	1600
5 Wire (L1, L2, L3, N, Ground)					
Bare wire Terminals					
350 MCM					
2 x NEMA 5-20R & 3 x 125/250V 50A CS6369		2 x NEMA 5-20R & 2 x 125/250V 50A CS6369		2 x NEMA 5-20R & 3 x 125/250V 50A CS6369	
70	71	73	73	TBD	76
335 (1268)	335 (1268)	385 (1457)	385 (1457)	412 (1560)	707 (2676)
8.2 (31.0)	10.84 (41.0)	14.1 (53.4)	18.3 (69.3)	22.6 (85.6)	36.9 (139.8)
43.7	36.6	33.3	25.6	24.3	22.6
Leroy Somer	Leroy Somer	Leroy Somer	Leroy Somer	Leroy Somer	Leroy Somer
LSA 44.3 M6 AREP	LSA 44.3 VL13 AREP	LSA 46.2 L6 AREP	LSA 46.2 L9 AREP	LSA 46.3 L11 AREP	LSA 47.2 L9 AREP
D350 (std) / DVC550 (parallel)	D350 (std) / DVC550 (parallel)	D350 (std) / DVC550 (parallel)	D350 (std) / DVC550 (parallel)	DVC550 (parallel)	D350 (std) / DVC550 (parallel)
Class H	Class H	Class H	Class H	Class H	Class H
John Deere	John Deere	John Deere	John Deere	Scania	Volvo
6068HFG05	6068HFG05	6068HFG06	6090HFG06	DC13 085A	TWD1683GE
MJDXL06.8312	MJDXL06.8312	MJDXL06.8312	MJDXL09.0313	MY9XL12.7DAA	MVPXL16.1CDD
Tier 4 Final	Tier 4 Final	Tier 4 Final	Tier 4 Final	Tier 4 Final	Tier 4 Final
6.8	6.8	6.8	9	12.7	16.12
6	6	6	6	6	6
196 (146)	235 (175)	295 (220)	399 (298)	437 (326)	811 (596)
215 (160)	257 (192)	323 (241)	437 (326)	470 (351)	891 (655)
1800	1800	1800	1800	1800	1800
ECU	ECU	ECU	ECU	ECU	ECU
Turbo w/Intercooler	Turbo w/Intercooler	Turbo w/Intercooler	Turbo w/Intercooler	Turbo w/Intercooler	Two-Stage Turbo w/Intercooler
8.6 (32.5)	8.6 (32.5)	8.6 (32.6)	10.6 (40)	11.9 (45)	11.1 (42)
10.5 (39.7)	10.5 (39.7)	14.0 (53)	13.6 (51)	12.2 (46)	25.7 (97.3)
120 (49)	122 (50)	122 (50)	122 (50)	119 (48.2)	122 (50)
14 (-10)	14 (-10)	14 (-10)	14 (-10)	4 (-15)	14 (-10)
-13 (-25)	-13 (-25)	-13 (-25)	-13 (-25)	-13 (-25)	-13 (-25)
24	24	24	24	24	24
60	60	60	60	100	80
685 x2	685 x2	1100 x2	1100 x2	680 x2	1400 x2
145 x 51 x 92 / 203 x 87 x 98	145 x 51 x 92 / 203 x 87 x 98	158 x 55 x 93 / 218 x 94 x 109	158 x 55 x 93 / 218 x 94 x 109	197 x 63.8 x 88.3 / 248.5 x 96 x 105.1	211 x 71 x 112 / 260 x 102 x 118
9812 / 10787	10032 / 11062	11735 / 13405	12446 / 14355	13140 / 15864	24982 / 26620

Product portfolio

GENERATORS

PORTABLE
1,6–12 kVA



MOBILE
25-1,500* kVA



*Multiple configurations available to produce power for any size application

DEWATERING PUMPS

ELECTRIC SUBMERSIBLE
up to 6,100 US gpm



SURFACE PUMPS
up to 8,500 US gpm



Diesel and electric options available

LIGHT TOWERS

METAL HALIDE



**DIESEL LED
ELECTRIC LED**



AIR COMPRESSORS AND HANDHELD TOOLS

AIR COMPRESSORS
110-1,800 cfm
58-508 psi



HANDHELD TOOLS
Pneumatic
Hydraulic
Petrol engine driven



ONLINE SOLUTIONS

SHOP ONLINE PARTS ONLINE

Find and order the spare parts for power equipment. We handle your orders 24 hours a day.



POWER CONNECT

Scan the QR code on your machine, and go to the QR Connect Portal to find all the information about your machine.



LIGHT THE POWER YOUR SIZING TOOL

A useful calculator to help you choose the best solution for your power and light needs



FLEETLINK

Intelligent telematics system that helps optimize fleet usage, reduce maintenance costs, ultimately saving time and cost.



Atlas Copco

Atlas Copco AB
atlascopco.com